



crop estimates committee oesskattingskomitee

From/Van: Mr Baldwin Netshifhephe

Tel: 012 319 8043 • Fax/Faks: 012 319 8031 • E-mail/E-pos: BaldwinN@daff.gov.za

Web page/Webblad: www.daff.gov.za/statistics and economic reports or

www.sagis.org.za/CEC: Crop Estimates

EMBARGO: 14:30



agriculture,
forestry & fisheries

Department:

Agriculture, Forestry and Fisheries

REPUBLIC OF SOUTH AFRICA

19 December/Desember 2019

The area estimate and fifth production forecast for winter cereals for the 2019 is hereby released. /
Hiermee word die oppervlakte- en vyfde produksieskatting vir wintergewasse vir 2019 vrygestel.

WINTER CEREALS – AREA PLANTED AND FIFTH PRODUCTION FORECAST: 2019 PRODUCTION SEASON

WINTERGEWASSE – OPPERVLAKTE- EN VYFDE PRODUKSIESKATTING: 2019-PRODUKSIESEISOEN

CROP/GEWAS	Area planted/ Opp beplant 2019 Ha (A)	5 th forecast/ 5 ^{de} skatting 2019 Tons (B)	4 th forecast/ 4 ^{de} skatting 2019 Tons (C)	Area planted/ Opp beplant 2018 Ha (D)	Final crop/ Finale oes 2018 Tons (E)	Change/ Verandering % (B) ÷ (C)
Commercial/Kommersieel:						
Wheat/Koring	540 000	1 598 500	1 618 460	503 350	1 868 000	-1,23
Malting barley/Moutgars	131 960	320 940	358 760	119 000	421 500	-10,54
Canola/Kanola	74 000	96 200	96 200	77 000	104 500	-
Cereal oats/Hawermout	27 200	27 490	31 240	19 235	32 700	-12,00

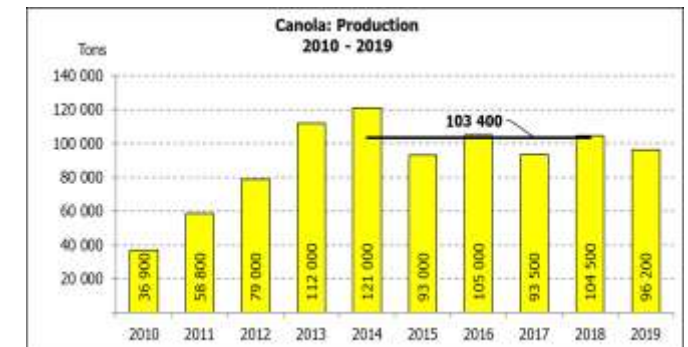
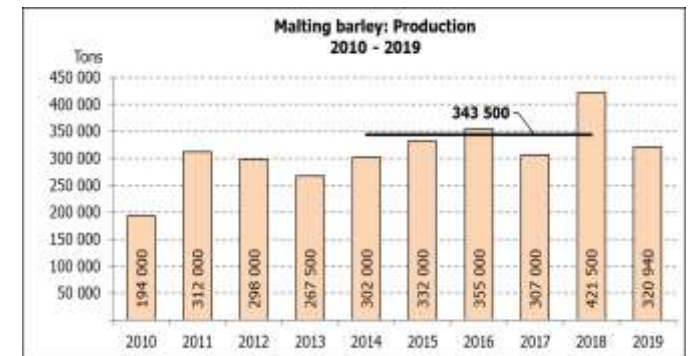
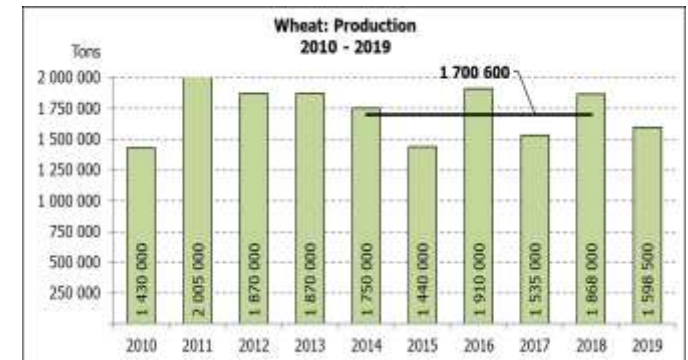
* Note: Estimate is for calendar year, e.g. production season 2019/20 = 2019

* Nota: Skatting is vir kalenderjaar, bv. produksie-seisoen 2019/20 = 2019

WHEAT – AREA PLANTED AND FIFTH PRODUCTION FORECAST: 2019

KORING – OPPERVLAKTE- EN VYFDE PRODUKSIESKATTING: 2019

Province/ Provinsie	Area planted/ Opp beplant 2019 Ha	5 th forecast/ 5 ^{de} skatting 2019 Tons	Area planted/ Opp beplant 2018 Ha	Final crop/ Finale oes 2018 Tons
Western Cape/Wes-Kaap	325 000	666 250	318 000	890 500
Northern Cape/Noord-Kaap	37 500	270 000	38 000	294 500
Free State/Vrystaat	128 000	358 400	100 000	385 000
Eastern Cape/Oos-Kaap	3 100	15 500	1 650	10 730
KwaZulu-Natal	7 500	45 750	7 000	43 400
Mpumalanga	4 000	25 200	3 500	22 740
Limpopo	20 000	128 000	20 000	128 000
Gauteng	1 400	8 400	1 200	7 800
North West/Noordwes	13 500	81 000	14 000	85 330
Total/Totaal	540 000	1 598 500	503 350	1 868 000



**AREA ESTIMATE AND FIFTH PRODUCTION FORECAST OF WINTER CROPS (2019) /
OPPERVLAKTEKSKATTING EN VYFDE PRODUKSIESKATTING VAN WINTERGEWASSE (2019)
19 DECEMBER/DESEMBER 2019**

Winter cereal crops - 2019 production season

Wheat: The expected production of wheat is 1,598 mill. tons, which is 1,23% or 19 960 tons less than the previous forecast of 1,618 mill. tons, whilst the expected yield is 2,96 t/ha.

The expected production in the Western Cape is 666 250 tons (42%), in the Free State 358 400 tons (22%) and in the Northern Cape 270 000 tons (17%).

An estimated 325 000 ha or 60% is planted in the Western Cape, 128 000 ha or 24% in the Free State and 37 500 ha or 7% in the Northern Cape.

Other crops: The production forecast for **malting barley** is 320 940 tons, which is 10,54% or 37 820 tons less than the previous forecast of 358 760 tons. The area planted is estimated at 131 960 ha, whilst the expected yield is 2,43 t/ha.

The expected **canola crop** remained unchanged at 96 200 tons. The area estimate for canola is 74 000 ha, with an expected yield of 1,30 t/ha.

The area estimate for **oats (cereals)** for the 2019 season is 27 200 ha and the expected crop is 27 490 tons. The expected yield is 1,01 t/ha.

Please note that the sixth production forecast for winter cereals (2019) and the preliminary area planted estimate for summer grains (2020) will be released on 29 January 2020.

Wintergewasse - 2019 produksie-seisoen

Koring: Die verwagte produksie vir koring is 1,598 milj. ton, wat 1,23% of 19 960 ton minder is as die vorige skatting van 1,618 milj. ton, terwyl die verwagte opbrengs 2,96 t/ha is.

Die verwagte produksie in die Wes-Kaap is 666 250 ton (42%), in die Vrystaat 358 400 ton (22%) en in die Noord-Kaap 270 000 ton (17%).

Die beraamde oppervlakte geplant in die Wes-Kaap is 325 000 ha of 60%, die Vrystaat is 128 000 ha of 24% en 37 500 ha of 7% is in die Noord-Kaap.

Ander gewasse: Die produksieskatting vir **moutgars** is 320 940 ton, wat 10,54% of 37 820 ton minder is as die vorige skatting van 358 760 ton. Die oppervlakte beplant word beraam op 131 960 ha, terwyl die verwagte opbrengs 2,43 t/ha behoop.

Die verwagte **kanola-oes** is onveranderd gelaat op 96 200 ton. Die oppervlakteskatting vir kanola is 74 000 ha, met 'n verwagte opbrengs van 1,30 t/ha.

Die oppervlakteskatting vir **hawer (ontbytgraan)** vir die 2019-seisoen is 27 200 ha en die verwagte oes is 27 490 ton. Die verwagte opbrengs is 1,01 t/ha.

Neem asseblief kennis dat die sesde produksieskatting vir wintergewasse (2019) en die voorlopige oppervlakteskatting vir somergewasse (2020) op 29 Januarie 2020 vrygestel sal word.

Information is available on the internet at [http://www.daff.gov.za/links/crop estimates](http://www.daff.gov.za/links/crop_estimates) or <http://www.sagis.org.za>, as from **14:30** on the date of the relevant meeting of the Crop Estimates Committee.

Inligting is beskikbaar op die internet by [http://www.daff.gov.za/links/crop estimates](http://www.daff.gov.za/links/crop_estimates) of by <http://www.sagis.org.za>, vanaf **14:30** op die dag van die toepaslike vergadering van die Oesskattingskomitee.